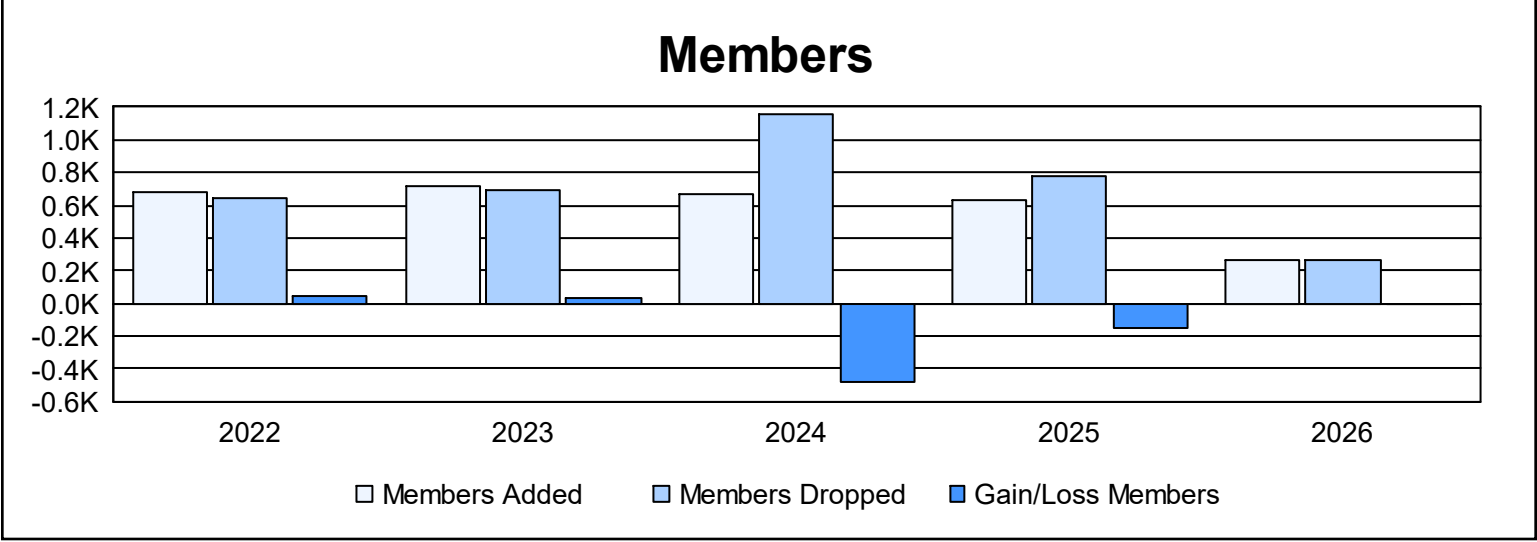
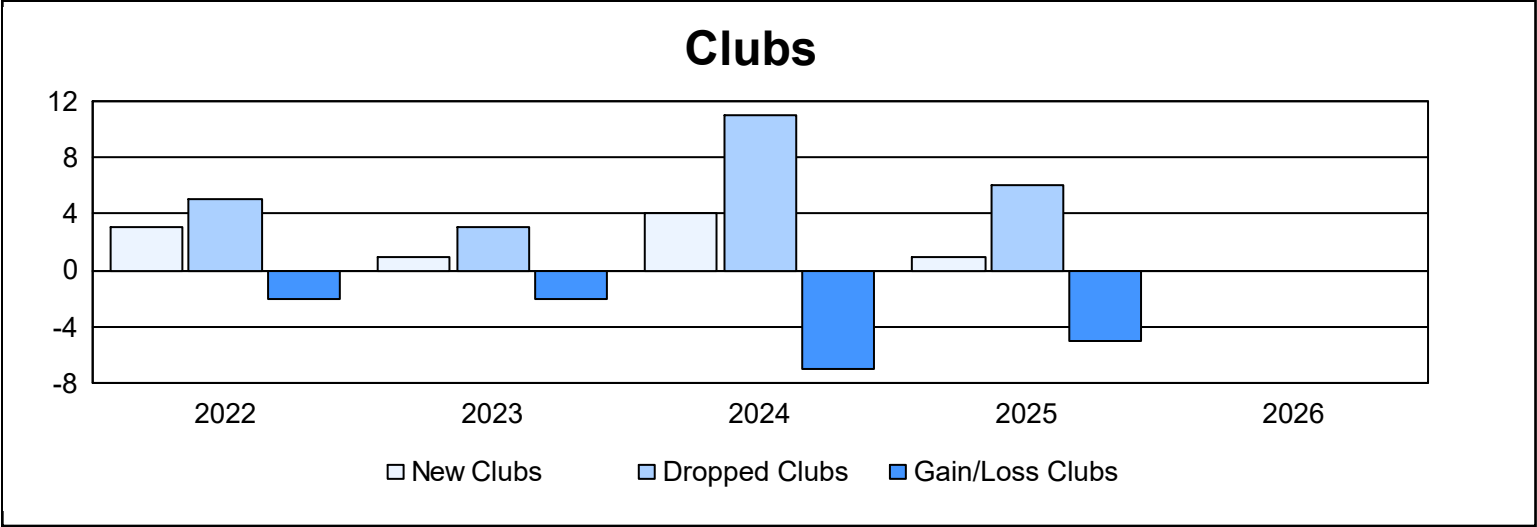
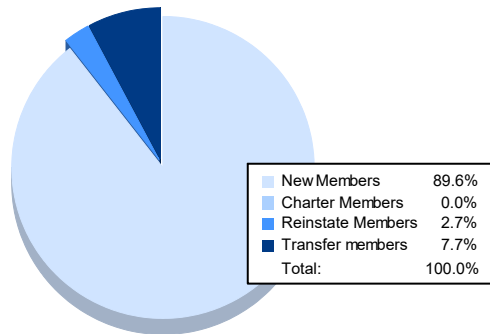


Year	New Clubs	Dropped Clubs	Gain/ Loss Clubs	New Members	Charter Members	Reinstate Members	Transfer Members	Total Member Added	Total Members Dropped	Gain/ Loss Members
2021-2022	3	5	-2	565	88	8	21	682	638	44
2022-2023	1	3	-2	638	40	21	19	718	688	30
2023-2024	4	11	-7	397	191	13	73	674	1,156	-482
2024-2025	1	6	-5	508	23	28	69	628	775	-147
2025-2026	0	0	0	232	0	7	20	259	264	-5
Average	2	5	-3	468	68	15	40	592	704	-112



Membership Composition January 2026 Cumulative



Gender Composition January 2026 Cumulative

